

LAKEVILLE AREA SCHOOL DISTRICT

INFINITE CAMPUS ANNUAL HOUSEHOLD CHECK IN



Registration questions related to existing students - Contact the main office of your child's school

If you need language help to understand this document, call 952-232-3076 or email languagehelp@isd194.org.

STEP 1

Sign on to the Infinite Campus Parent Portal using your parent username and password at [Lakeville Area Schools Campus Parent Portal](#)

If you have not set up an account, please contact the school office where one of your children attends to set up a time to show your ID and receive your instructions in person. You can also send a picture or scan of your photo ID to SiSupport@isd194.org, and instructions will be emailed back to you.

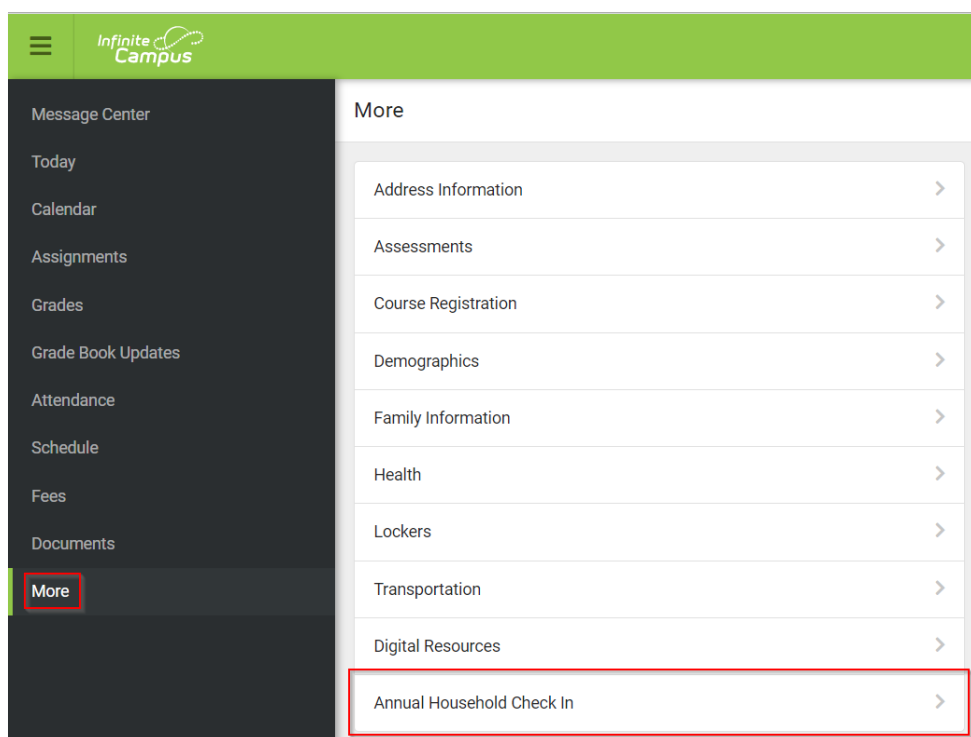
I forgot my username or password

Usernames and passwords can be set or changed using the [Forgot Username](#) or [Forgot Password](#) option at the [Infinite Campus Parent Portal](#) login page, without needing to contact support. If you are still having difficulty logging in, please request assistance by emailing SiSupport@isd194.org.

STEP 2

Once signed in, select [More](#) from the left navigation bar.

Options will appear in your main window. Select [Annual Household Check In](#).



STEP 3

Infinite Campus will display a list of the students who are currently enrolled in LAS.

Select [Begin Registration](#). If this list is inaccurate, please contact the main office of your child's school.

Online Registration

Welcome to Online Registration. You will see the household, Parent/Guardian and Emergency Contact information and will be able to change it if necessary. Press the Begin Registration to continue.

Existing Student Registration
This editor is to update data for students that are currently enrolled in the District. You may add new students that are registering for the selected year later in the process.

Student Name	Grade	Included in new App?	Reason if not included:	Online Registration Submitted.
Colby	06	Yes	Included	No
Jace	06	Yes	Included	No

Registration Year *

STEP 4


Infinite Campus will display an electronic signature page.

Enter your [name in the text box](#) and use your mouse or touchpad to [draw your signature](#) on the signature line.

Select [Submit](#) when complete.

STEP 5

Review the welcome screen and select [Begin](#).

 Application Number 830

Welcome to Lakeville Area Schools Annual Household Check In.

Please allow 15-20 minutes to complete this application. You may have issues with the application if it is timed out. For best results, use a desktop computer, instead of a mobile device.

Note: Required fields are marked with a red asterisk, and the district will receive the data exactly as it is entered. Please be careful of spelling, capitalization and punctuation. Dates should be entered as MM/DD/YYYY and phone numbers as xxx-xxx-xxxx.

If you need assistance, please call (952)-232-2048 or email enroll@isd194.org during business hours or leave a message and a representative will be back in touch with you as soon as possible.

STEP 6

Complete the fields in each screen.

- Any field marked with a **red asterisk (*)** is required.
- Use the **Next** and **Save/Continue** buttons to move through the fields.
- Any items highlighted in yellow have not yet been reviewed and need your attention. Please update using the **Edit/Review** button. Make sure to review each student.

STEP 7


Review the policies and release agreements, sign and date.

Release Agreements

Media
By selecting 'Yes', I acknowledge that I give Lakeville Area Schools the right to publish my child's likeness, photograph, name, words and/or artistic works; and/or my likeness, photograph, and the same to be published in any form or medium (for example: public publications such as the city newspaper, school website, school social media, video of concert performances, etc.). Yes ▼ *

Technology
By selecting 'Yes', I acknowledge that I have reviewed the Lakeville Area Schools iPad Use Agreement with my child and we understand our responsibility to follow the entire agreement. Yes ▼ *
[Click here to view the iPad Use Agreement](#)
By selecting 'Yes', I acknowledge that I have reviewed the Lakeville Area Schools Internet Acceptable Use Policy with my child and we understand our responsibility to follow the entire policy set forth by the board of education. Yes ▼ *
[Click here to view the Internet Acceptable Use Policy](#)

Educational Benefits
By selecting 'Yes', I acknowledge that I give the district and school staff permission to share my children's eligibility with the programs I have checked below. Children who are eligible to receive federal and state educational benefits such as free or reduced-price meals may also receive additional benefits such as reduced athletic fees, reduced transportation fees, or additional academic support. If you agree to share this information, your children's eligibility status will be shared with other school staff on a need-to-know basis for the purposes described in this form and will not be shared with anyone else. Please complete your children's information and check the appropriate boxes. Your agreement to share this information is completely voluntary. Declining to share your children's eligibility with other ISD194 programs will not affect their eligibility for free or reduced-price meals. Yes ▼ *

Date of release:  *

Student Fees Yes ▼ *

Academic Support Yes ▼ *

Community Education Yes ▼ *

Transportation Yes ▼ *

Athletics/Activities Yes ▼ *

Class Fees Yes ▼ *

By signing on the line below, I understand and acknowledge that such electronic registration and electronically signed documents will be valid and enforced in the same manner as a hand-signed document and that a record or signature will not be denied legal effect or enforceability under law solely because it is the electronic form. I have read, understand and agree to the terms of the Internet Acceptable Use Agreement and the Family/Student Agreement for iPad Use.

I have read, understand, and agree to the above.

STEP 8

Submit application.

- Please write down your application number. It is located in the upper right hand side of the page. The application number will be helpful if there are any issues with your application.
- You may also print a pdf of your application from this screen for your records.

DISTRITO ESCOLAR DEL AREA DE LAKEVILLE

REGISTRO ANUAL DEL HOGAR DE INFINITE CAMPUS



Preguntas de registro relacionadas con los estudiantes existentes: comuníquese con la oficina principal de la escuela de su hijo

Si necesita ayuda con el idioma para comprender este documento, llame al 952-232-3076 o envíe un correo electrónico languagehelp@isd194.org.

PASO 1

Inicie sesión en el portal para padres de Infinite Campus usando su nombre de usuario y contraseña de padre en [Lakeville Area Schools Campus Parent Portal](#)

Si no ha creado una cuenta, comuníquese con la oficina de la escuela donde asiste uno de sus hijos para programar un horario para mostrar su identificación y recibir sus instrucciones en persona. También puede enviar una foto o escanear su identificación con foto a SiSupport@isd194.org, y se le enviarán las instrucciones por correo electrónico.

Olvidé mi nombre de usuario o contraseña

Los nombres de usuario y las contraseñas pueden configurarse o cambiarse usando la opción [Olvidé el nombre de usuario](#) o [Olvidé la contraseña](#) en la página de inicio de sesión del Portal para padres de [Infinite Campus](#), sin necesidad de comunicarse con el servicio de asistencia. Si aún tiene dificultades para iniciar sesión, solicite ayuda enviando un correo electrónico a SiSupport@isd194.org.

PASO 2

Una vez que haya iniciado sesión, seleccione Más en la barra de navegación izquierda.

Las opciones aparecerán en su ventana principal. Seleccione Registro Anual del Hogar.

A screenshot of the Infinite Campus parent portal interface. The top navigation bar is green with the Infinite Campus logo. A dark sidebar on the left contains a list of navigation options: Message Center, Today, Calendar, Assignments, Grades, Grade Book Updates, Attendance, Schedule, Fees, Documents, and More. The 'More' option is highlighted with a red box. To the right of the sidebar, a 'More' dropdown menu is open, displaying a list of options: Address Information, Assessments, Course Registration, Demographics, Family Information, Health, Lockers, Transportation, Digital Resources, and Annual Household Check In. The 'Annual Household Check In' option is highlighted with a red box.

PASO 3

Infinite Campus mostrará una lista de los estudiantes que están actualmente inscritos en LAS.

Seleccione Iniciar registro. Si esta lista es incorrecta, comuníquese con la oficina principal de la escuela de su hijo.

Online Registration

Welcome to Online Registration. You will see the household, Parent/Guardian and Emergency Contact information and will be able to change it if necessary. Press the Begin Registration to continue.

Existing Student Registration
This editor is to update data for students that are currently enrolled in the District. You may add new students that are registering for the selected year later in the process.

Student Name	Grade	Included in new App?	Reason if not included:	Online Registration Submitted.
Colby	06	Yes	Included	No
Jace	06	Yes	Included	No

Registration Year *

PASO 4


Infinite Campus mostrará una página de firma electrónica.

Ingrese su nombre en el cuadro de texto y use su mouse o panel táctil para dibujar su firma en la línea de firma.

Seleccione Enviar cuando esté completa.

PASO 5

Revise la pantalla de bienvenida y seleccione Comenzar.

 Application Number 830

Welcome to Lakeville Area Schools Annual Household Check In.

Please allow 15-20 minutes to complete this application. You may have issues with the application if it is timed out. For best results, use a desktop computer, instead of a mobile device.

Note: Required fields are marked with a red asterisk, and the district will receive the data exactly as it is entered. Please be careful of spelling, capitalization and punctuation. Dates should be entered as MM/DD/YYYY and phone numbers as xxx-xxx-xxxx.

If you need assistance, please call (952)-232-2048 or email enroll@isd194.org during business hours or leave a message and a representative will be back in touch with you as soon as possible.

STEP 6

Complete los campos en cada pantalla.

- Cualquier campo marcado con un asterisco rojo (*) es obligatorio.
- Utilice los botones Siguiente y Guardar / Continuar para desplazarse por los campos.
- Los elementos resaltados en amarillo aún no se han revisado y necesitan su atención. Actualice usando el botón Editar / Revisar. Asegúrese de revisar a cada alumno.

PASO 7

Revise las pólizas y los acuerdos de divulgación, firme y feche.

▼ Release Agreements

Media
By selecting 'Yes', I acknowledge that I give Lakeville Area Schools the right to publish my child's likeness, photograph, name, words and/or artistic works; and/or my likeness, photograph, and the same to be published in any form or medium (for example: public publications such as the city newspaper, school website, school social media, video of concert performances, etc.). Yes ▼ *

Technology
By selecting 'Yes', I acknowledge that I have reviewed the Lakeville Area Schools iPad Use Agreement with my child and we understand our responsibility to follow the entire agreement. Yes ▼ *
[Click here to view the iPad Use Agreement](#)
By selecting 'Yes', I acknowledge that I have reviewed the Lakeville Area Schools Internet Acceptable Use Policy with my child and we understand our responsibility to follow the entire policy set forth by the board of education. Yes ▼ *
[Click here to view the Internet Acceptable Use Policy](#)

Educational Benefits
By selecting 'Yes', I acknowledge that I give the district and school staff permission to share my children's eligibility with the programs I have checked below. Children who are eligible to receive federal and state educational benefits such as free or reduced-price meals may also receive additional benefits such as reduced athletic fees, reduced transportation fees, or additional academic support. If you agree to share this information, your children's eligibility status will be shared with other school staff on a need-to-know basis for the purposes described in this form and will not be shared with anyone else. Please complete your children's information and check the appropriate boxes. Your agreement to share this information is completely voluntary. Declining to share your children's eligibility with other ISD194 programs will not affect their eligibility for free or reduced-price meals. Yes ▼ *

Date of release:

Student Fees Yes ▼ *

Academic Support Yes ▼ *

Community Education Yes ▼ *

Transportation Yes ▼ *

Athletics/Activities Yes ▼ *

Class Fees Yes ▼ *

By signing on the line below, I understand and acknowledge that such electronic registration and electronically signed documents will be valid and enforced in the same manner as a hand-signed document and that a record or signature will not be denied legal effect or enforceability under law solely because it is the electronic form. I have read, understand and agree to the terms of the Internet Acceptable Use Agreement and the Family/Student Agreement for iPad Use.

I have read, understand, and agree to the above.

PASO 8

Presentar la solicitud.

- Escriba su número de solicitud. Se encuentra en la parte superior derecha de la página. El número de solicitud será útil si hay algún problema con su solicitud.
- También puede imprimir un pdf de su solicitud desde esta pantalla para sus registros.